


Making a Fresh Start

Mississippi Department of Human Services,
Independent Living Program

Southern Christian Services for Children and Youth,
P.R.E.P.A.R.E. Program

Housing Objectives



- Understand how to identify available housing options by using a variety of resources
- Understand the process and consequences of sharing housing with one or more persons

Identify Available Housing

Housing

Single-Family Home



Duplex



Apartment



Mobile Home




Town House



Condominium




Finding Housing



On your handout, “Finding Housing”, see if you can identify each method for locating a rental property. What are some pros and cons of each method?




Getting Some Support



With your partner, discuss who you would go to for advice and help finding a place to live after you are released from custody.

Reading Between the Lines



On your handout, “Reading Between the Lines”, see if you can identify what the abbreviations mean when they refer to housing ads, then answer the questions about the ads shown.

#1: Apt.s Unfurnished

HYDE PARK Small
Efficiency 2nd flr,
a/c. \$295/mo +
dep., util incl. No
pets
555-3434

#2: Rooms to Rent

Univ Area. furn.
\$60 deposit,
\$60/wk. Private
bath, phone &
A/C. 999-2200

#3: Accomodation To Share

Crestwood - Share
2br/1ba home.
Pets Negotiable.
Sec. Dep Req'd.
\$255/mo + 1/2
util. 666-4123

Comparing Options




- Needs vs. Wants
 - What's the difference?
 - List some needs
 - List some wants
- Assess potential properties with respect to:
 - Affordability
 - Transportation
 - Accessibility
 - Amenities

Sharing Housing

Housing

Choosing a Roommate




Choosing a roommate




- Does this clip even seem real?
- Do you think if they had made an agreement of terms that this couldn't happen?
- Give some reasons why having a roommate is a good/bad idea?

I, Roommate




On your handout, “I, Roommate”, fill out your characteristics that relate to your preferences for sharing housing.


Roommate Activity




From your “I, Roommate“ handout, use the letters next to the options you have chosen (in order) to make up a “word” that describes you as a roommate. See if you can find a potential roommate whose “word” matches up with yours pretty closely.


Fill out a roommate agreement with your potential roommate.







Transitioning Objectives



- Identify and describe what a Transitional Living Plan is
- Knows the components of the Transitional Living plan

What is a Transitional Living Plan?

Transitioning

Transitional Living Plan




Transitional Living Plan (TLP)

- A tool to help you organize your goals for leaving foster care
- Includes
 - Living Options
 - Continuing Studies
 - Employment
 - Permanent Connections
 - Parenting
 - Continuing Support Services
 - Important Documents

Transition Components

Transitioning

River of Life



We need a variety of resources in order to make our way through life successfully.

Play close attention to the presenter's instructions for crossing the River of Life.


Living Options




Where will you live when you exit foster care?

- Some Options:
 - Family, Friend, or Relative's Home
 - Individual Renting or Ownership
 - Renting with Roommate(s)
 - Care Facility or Group Home

Apartment Placement



Continuing Studies




With your partner, discuss your plans for continuing your education after you exit from foster care.

Some Options:

- Community College
- University
- Vocational Training Program

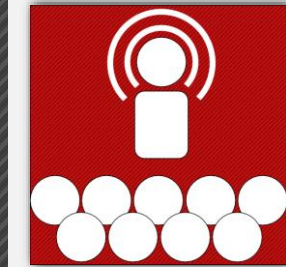
ETV



- Educational Training Voucher




Employment



- Job opportunities for young adults with no education are limited
 - Daycares
 - Supermarkets
 - Restaurants
 - Convenience Stores
 - Recreation Facilities
 - Clerical Offices
- Utilize on-campus job search programs, which are available through most colleges or vo-tech programs

Stipends



- Stipends should not be treated as income. They should be treated like a nice addition to your income.




Permanent Connections



- Positive, reliable caring adults in the youth's life who will stick by them while they are in care and who will continue to support them after they leave care
- Potential permanent connections
 - People with whom the youth has some emotional attachment (birth family, extended family, kin, adoptive family, mentors, foster family, etc.)
 - People with whom the youth would like to stay connected/re-establish contact
 - People who the youth defines as family and/or supports

Parents in Foster Care



On your handout, “Parents in Foster Care”, see if you can identify the positive behaviors of a pregnant/parenting foster teen.

Continued Support



- Mentor vs.
Mentors


Important Documents



What documents do you need when you leave foster care?

- Driver's License/State ID
- Social Security Card
- Birth Certificate
- Medicaid Card (if continuing)
- Proof of Insurance (if own a car)

My Goals



On your handout, “My Goals”, fill out as many of the goals as you can. If you need help identifying some goals, see if your Color Group Leader has any ideas.